


# Stirrer Guide

*Caframo*<sup>®</sup>  
LabSolutions



# Laboratory Overhead Stirrers

- Immediate customer service and technical application support
- In stock quality product; Orders ship one day after receipt
- Manufactured in North America; Shipped Worldwide
- 3 Year Warranty
- Safety Certified to Applicable Standards

**“Thanks for the quick and helpful follow up. I appreciate the personal service.”**

**“The motor just won’t burn out. It runs 24/7!”**





1

Stirrer	1850	3030	6015
Speed rpm	12-1800	20-3000	40-6000
Volume L (gal)	80 (21)	60 (15 ½)	25 (6 ½)
Viscosity cP	90,000	50,000	20,000
Torque Ncm (in-lb)	565 (50)	339 (30)	170 (15)
Horsepower	1/5	1/5	1/5

	2010	2002	250
Speed rpm	40-2010	40-2002	50-2500
Volume L (gal)	25 (6 ½)	25 (6 ½)	2 (1/2)
Viscosity cP	20,000	15,000	Water like
Torque Ncm (in-lb)	90 (8)	70 (6)	10 (1)
Horsepower	1/15	1/18	1/100

All stirrers available in 120 and 220 volts.

## Stands

- Solid cast base, coated with chemical resistant epoxy
- Largest base accommodates hotplate or large vessels; Leveling knobs provide added adjustability
- Compact base maximizes bench space and fits into smaller enclosed work stations or hoods



## Clamps

- Securely hold a large portion of the stirrer support rod maximizing stability
- Multipurpose - also used with chain or extension clamps to hold accessories



2

A110	A112, A113, A114	A210	Customize
------	------------------	------	-----------



<p>Use with all stirrers except 250</p> <p>Accommodates maximum vessel diameters of 323 (12 ¾)</p>	<p>Use with all stirrers except 250</p> <p>Choice of three stand rod lengths</p> <p>Includes two extra threaded holes to accommodate A300 - 710 x 16 (28 x 5/8) rod for accessories</p>	<p>Use with 2002 and 2010</p> <p>Unique offset design centers impeller in vessel</p> <p>Accommodates maximum vessel diameters of 190 (7 ½)</p>	<p>A110BASE - base only</p> <p>ROD28 710 x 25 (28 x 1)</p> <p>ROD38 960 x 25 (38 x 1)</p> <p>ROD48 1200 x 25 (48 x 1)</p>
--	---	--	---



3




<b>Clamps</b>	A120	A122
	Use with 12.5 (1/2) support rod	Use with 16 (5/8) support rod
Adjustable to accept 15 - 30 ( 9/16 - 1 3/16 ) diameter stand rods		

mm (in)

# Accessories

**4**



Blades	A511	A521	A531	A533	A541	A165
Diameter	25 (1)	38 (1 ½)	50 (2)	50 (2)	78 (3)	64 (2 ½)
Bore	8 (5/16)	8 (5/16)	8 (5/16)	9.5 (3/8)	8 (5/16)	8 (5/16)
Flow Pattern	Axial	Axial	Axial	Axial	Axial	Axial



Blades	A163	A164	A551	A553	A561
Diameter	38 (1 ½)	48 (1 7/8)	50 (2)	50 (2)	100 (4)
Bore	8 (5/16)	8 (5/16)	8 (5/16)	9.5 (3/8)	8 (5/16)
Flow Pattern	Radial	Radial	Radial	Radial	Axial

**Shafts**      A712      A722      A742



A713      A723      A733      A743      A753



Shaft Dia.	8 (5/16)	8 (5/16)	8 (5/16)
Shaft Length	305 (12)	457 (18)	610 (24)

Shaft Dia.	9.5 (3/8)	9.5 (3/8)	9.5 (3/8)	9.5 (3/8)	9.5 (3/8)
Shaft Length	305 (12)	457 (18)	508 (20)	610 (24)	762 (30)

mm (in)





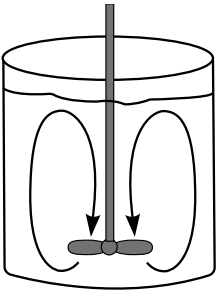
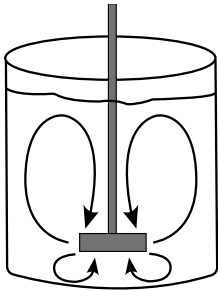
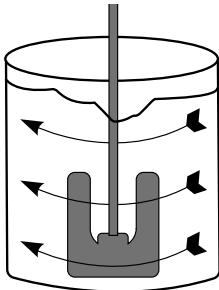
<b>Paddles</b>	<b>U022</b>	<b>U044</b>	<b>U055</b>	<b>U510</b>	<b>U044SW</b>	<b>A150</b>	<b>A250</b>
Dimensions	50 x 50 (2 x 2)	100 x 100 (4 x 4)	125 x 125 (5 x 5)	125 x 250 (5 x 10)	152 x 145 (6 x 5 ¾)	70 x 70 (2 ¾ x 2 ¾)	38 x 38 (1 ½ x 1 ½)
Shaft Length	400 (16)	914 (36)	914 (36)	914 (36)	914 (36)	400 (16)	400 (16)
Shaft Dia.	8 (5/16)	9.5 (3/8)	9.5 (3/8)	9.5 (3/8)	9.5 (3/8)	8 (5/16)	8 (5/16)
Flow Pattern	Tangential	Tangential	Tangential	Tangential	Tangential	Tangential	Tangential



<b>Impellers</b>	<b>A130</b>	<b>A131</b>	<b>A231</b>	<b>A140</b>	<b>A141</b>	<b>A166</b>	<b>A190</b>	<b>PTFE</b>	<b>A180</b>	<b>A183</b>	<b>A185</b>
Diameter	50 (2)	50 (2)	32 (1 ¼)	60 (2 ¾)	90 (3 ½)	64 (2 ½)	25 (1)		38 (1 ½)	80 (3 ⅛)	38 (1 ½)
Shaft Length	400 (16)	400 (16)	400 (16)	400 (16)	400 (16)	400 (16)	400 (16)		400 (16)	400 (16)	400 (16)
Shaft Dia.	8 (5/16)	8 (5/16)	8 (5/16)	8 (5/16)	8 (5/16)	8 (5/16)	8 (5/16)		8 (5/16)	8 (5/16)	8 (5/16)
Flow Pattern	Radial	Radial	Radial	Radial	Radial	Axial	Axial		Radial	Tangential	Axial

mm (in)

# What do you know about FLOW?

Axial	Radial	Tangential
		
<p>Fluid is pumped downward or upward - ideal for liquid/solid mixing, suspending solids, blending or draw down (introducing air- vortexing). Best suited for low viscosity, high speed mixing.</p>	<p>Fluid flows from the top and bottom with higher shear and turbulence and lower pumping - ideal for liquid dispersion. Best suited for medium viscosity fluids and high speed applications.</p>	<p>Fluid moves in a swirling motion often with a surface vortex - ideal for high viscosity fluids at lower speeds. Paddle diameter can be close to the diameter of the vessel and provides a large surface area to contact product.</p>

				
A600SET	CG1	CG5	13CSET	13CKEY
High Speed Collet Set	Chuck Guard	Chuck Guard	Chuck Set	Chuck Key